



V6 F-150 CATALYTIC CONVERTER COVER 2012+




INCLUDES:

REMOVABLE PLATE FOR OIL
CHANGE (SHOWN IN IMAGES)



NUT TAB- X2

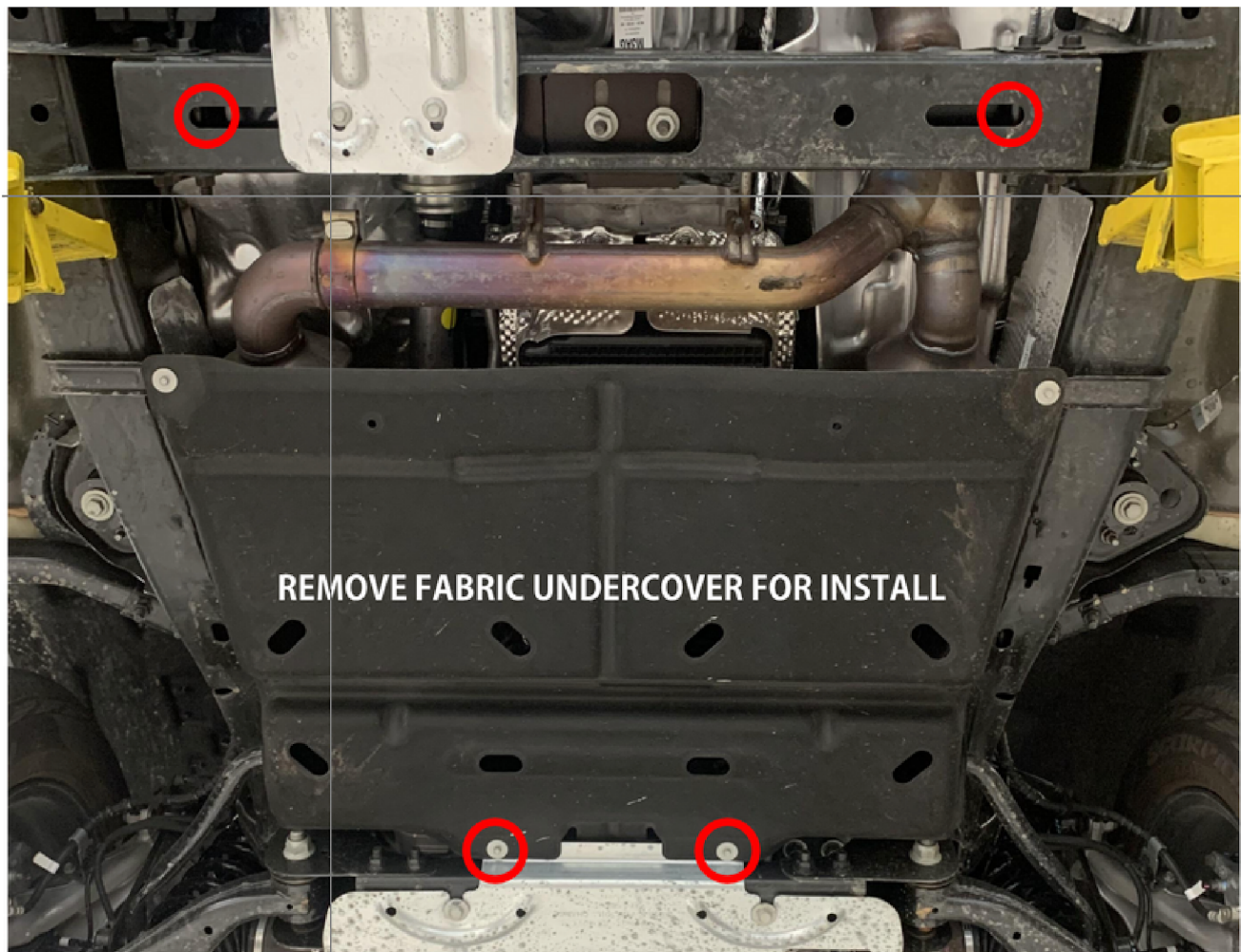


7/32X1 TAMPER-
RESISTANT HEX BIT



3/8"-16 TAMPER-
RESISTANT SCREW,
LOCK WASHER, FLAT
WASHER X4

INSTALL



INSTRUCTIONS

-REMOVE FABRIC UNDERCOVER TO INSTALL CATALYTIC CONVERTER COVER. THIS WILL NOT BE REINSTALLED

-INSERT REAR NUT TABS IN OPEN ELONGATED HOLES

-INSTALL CATALYTIC CONVERTER COVER ACCORDING TO THE RED CIRCLES IN THE ABOVE IMAGE. USE EXISTING THREADED HOLES FOR MOUNTING SHOWN AT THE BOTTOM OF THE ABOVE IMAGE